SLS 1 .. 2x2 (A)

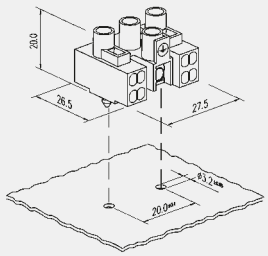

Blechstärke
Plate thickness 0,6–1,0 mm

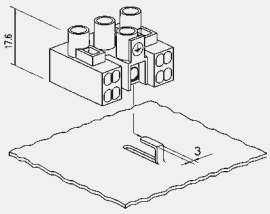

Blechstärke
Plate thickness 0,6–1,0 mm



		Technische Daten				IEC Ratings	
Nennspannung		400 V		*Nominal voltage*		*400 V*	
Nennstrom		24 A Schraubanschlüsse 17,5 A Steckanschlüsse		*Nominal current*		*24 A Screw terminals* *17.5 A Push-in terminals*	
Klemmbereich	Steckanschlüsse	4 × 0,5 – 1,5 mm² eindrähtige Leiter		*Clamping range*	*Push-in terminals*	*4 × 0.5 – 1.5 mm² solid wires*	
	Steckanschlüsse	2 × lösbar mit Schraubendreher (oben) lösbar durch Drehen und Ziehen (unten)			*Push-in terminals*	*2 × detachable with screwdriver (top)* *detachable by twisting and pulling (bottom)*	
	Schraubanschlüsse	1 – 2,5 mm²			*Screw terminals*	*1 – 2.5 mm²*	
Abisolierlänge		8 – 9 mm		*Wire stripping length*		*8 – 9 mm*	
Max. Umgebungstemperatur		T85		*Max. ambient temperature*		*T85*	
Material	Isolierteil	Polyamid 66		*Material*	*Terminal housing*	*Polyamide 66*	
	Einsätze	N, L	Stahl verzinnt		*Inserts*	*N, L*	*Tinned steel*
		E	Messing chromatiert			*E*	*Galvanized brass*
	Schrauben		Stahl chromatiert M3		*Screws*		*Galvanized steel M3*

SLS 1	OF	2 × 2	Polzahl *Number of poles*	Art. Nummer *Art. number*	VPE / Stk. *Packing / pcs.*	Gewicht / Stk. in g *Weight / pc. in g*
SLS 1		2 × 2 (A)	3	88715007	1250	9,4
SLS 1	OF	2 × 2 (A)	3	88714987	1250	9,4

Prüfzeichen | *Approvals*

0,8 × 4,0 | 0,5 Nm

Typenschlüssel

SLS 1	Schraub-Steck-Klemme
OF	Ausführung ohne Befestigungsfuß
2x2	Anzahl der Steckanschlüsse am 1. und 3. Pol

Code index

SLS 1	*Screw-push-in connector*
OF	*Variation without fixing pin*
2x2	*Number of push-in connections at the 1st and 3rd pole*

SLS Abdeckhaube | *SLS Cover*



Bezeichnung *Description*	Art. Nummer *Art. number*	Gewicht in g *Weight in g*	VPE / Stk. *Packing / pcs.*	Kart. Type *Box type*
SLS Abdeckhaube	88417208	3,9	1500	F